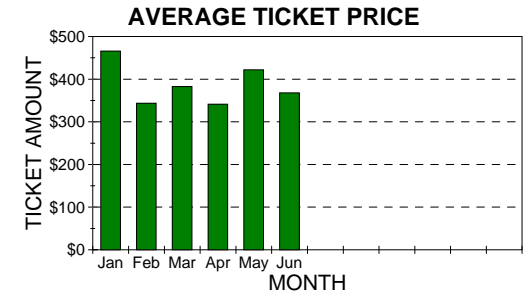
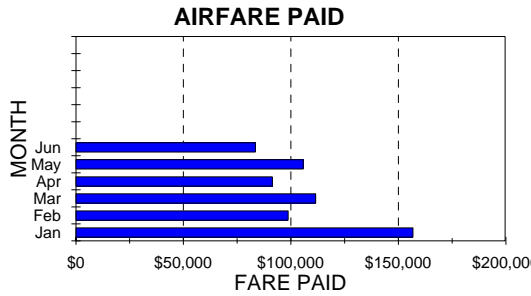
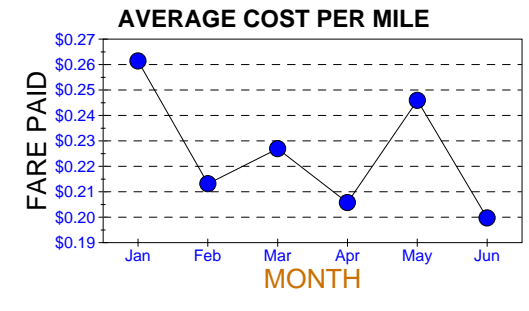
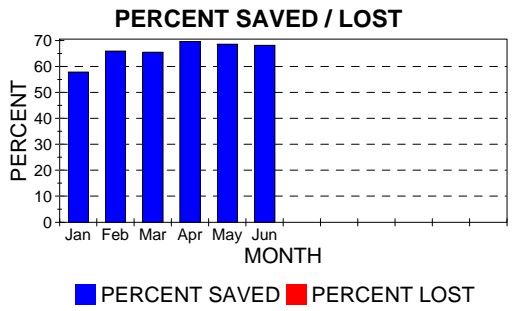




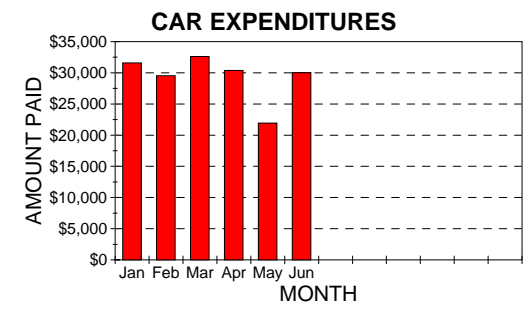
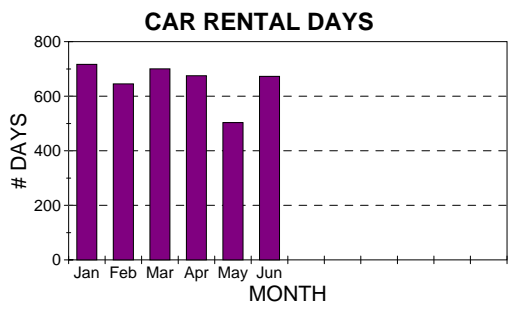
AIRFARE ANALYSIS		PERIOD 1	PERIOD 2
FARE	FULL FARE	\$883,986.51	\$1,858,915.42
SAVINGS	TICKET PRICE	\$280,922.77	\$648,632.68
	AMOUNT SAVED	\$603,063.74	\$1,210,282.74
	% SAVED	68.2 %	65.1 %
FARE LOST	LOW FARE	\$280,922.77	\$648,632.68
	FARE LOST	\$0.00	\$0.00
	% LOST	0.0 %	0.0 %
TOTAL	# OF TICKETS	745	1663
	MILEAGE	1,293,695	2,851,099
AVERAGE	TICKET PRICE	\$377.08	\$390.04
	FLIGHT DISTANCE	1,737	1,714
	COST PER MILE	\$0.22	\$0.23
REFUNDS	# OF REFUNDS	2	7
	REFUND AMOUNT	(\$394.66)	(\$2,767.95)
	AVERAGE REFUND	(\$197.33)	(\$395.42)



TOP FIVE CITY PAIRS	# OF TRIPS
DALLAS/FT WORTH - KNOXVILLE	54
CHICAGO-O HARE - KNOXVILLE	21
PHOENIX - KNOXVILLE	21
SAN DIEGO - KNOXVILLE	18
NASHVILLE - CHICAGO-MIDWAY	15

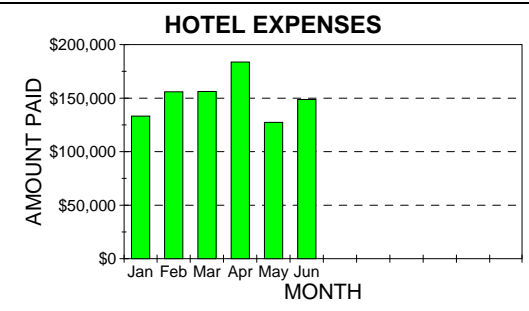
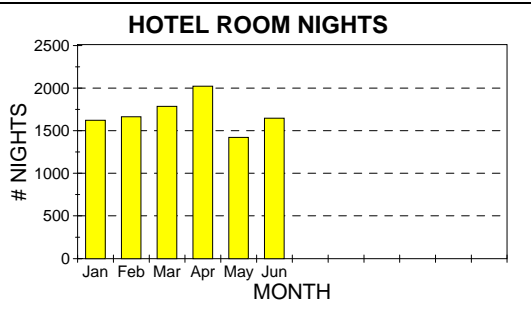


CAR ANALYSIS		PERIOD 1	PERIOD 2
TOTAL	CAR COST	\$82,335.03	\$176,091.14
	CARS RENTED	518	1056
	CAR RENTAL DAYS	1851	3913
AVERAGE	CAR RATE	\$44.48	\$45.00
	RENTAL DAYS	3.57	3.71



TOP FIVE CAR CHAINS PERIOD 1	# OF DAYS	AMOUNT
AVIS RENT A CAR	1772	\$76,723.86
NATIONAL CAR RENTAL	27	\$2,246.43
BUDGET RENT A CAR	24	\$1,514.96
HERTZ RENT A CAR	21	\$1,651.33
ALAMO RENT A CAR	7	\$198.45

HOTEL ANALYSIS		PERIOD 1	PERIOD 2
TOTAL	HOTEL COST	\$459,933.80	\$905,170.13
	ROOMS BOOKED	1825	3767
	ROOM NIGHTS	5062	10125
AVERAGE	HOTEL RATE	\$90.86	\$89.40
	LENGTH OF STAY	2.77	2.69



TOP FIVE HOTEL CHAINS PERIOD 1	# OF NTS	AMOUNT
HOLIDAY INNS	1655	\$158,590.91
HAMPTON INNS	982	\$96,807.71
COMFORT INNS	453	\$35,402.95
BEST WESTERN INTL	300	\$23,917.15
HILTON GARDEN INN	265	\$25,159.20